

# MYERS® ME40-CI Series Cast Iron Submersible Effluent Pumps

The ME40-CI Series Pump is a rugged, submersible cast iron pump with a non-clog, semi-open impeller and solids handling capability to 3/4". Unit has a 4/10 HP single phase motor complete with power cord. 2" NPT vertical discharge is standard. A full selection of accessories for automatic operation is available, and includes float switches, duplex controllers, simplex controllers, alarms, basins and check valves.

## APPLICATIONS

- Effluent and wastewater removal, sump drainage, dewatering, flood control

## SPECIFICATIONS

- **Volute Casing** – Cast iron
- **Upper and Lower Motor Housing** – Cast iron
- **Impeller** – Thermoplastic vortex type
- **Mechanical Seal** – Buna-N elastomers, carbon and ceramic sealing faces, stainless steel metal parts
- **Bearings** – Lower ball, upper sleeve type, oil lubricated
- **Exterior Hardware and Nameplate** – Stainless steel
- **Motor** – 4/10 HP, 3450 RPM, 115 Volts, 60 Hz. Oil-filled. Built-in thermal overload protection with automatic reset and PSC motor. Stainless steel motor shaft.
- **Power Cord** – 20' water resistant 18-3 SJTW-A/SJTW with integrally grounded 3-prong plug, single phase. CSA Listed. Stainless steel cord connector.
- **Maximum Liquid Temperature Limits** – 130°F (55°C)



## FEATURES

### Bearings and Mechanical Seal

Permanently lubricated for long life.

### Impeller

Vortex style, pump out vanes for seal protection.

### Overload Protection

Built-in thermal overload with automatic reset.

### Cord Design

Easily replaceable with optional lengths available.

### Serviceability

Heavy-duty lift out ring, field serviceable.

### Solids Handling

3/4" spherical capability.

### Stainless Steel Hardware

Allows easy disassembly after extended service.

### Controls

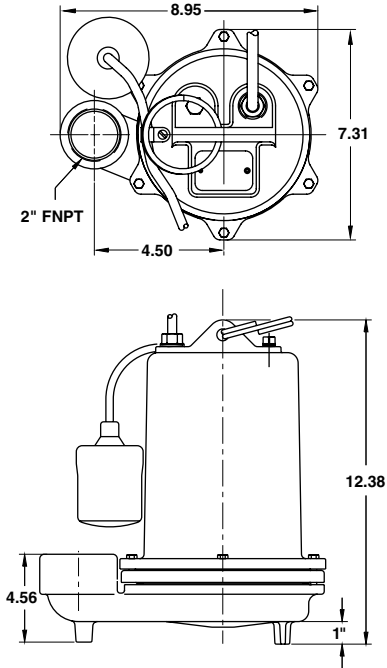
Standard controls available for automatic operation.

## ORDERING INFORMATION

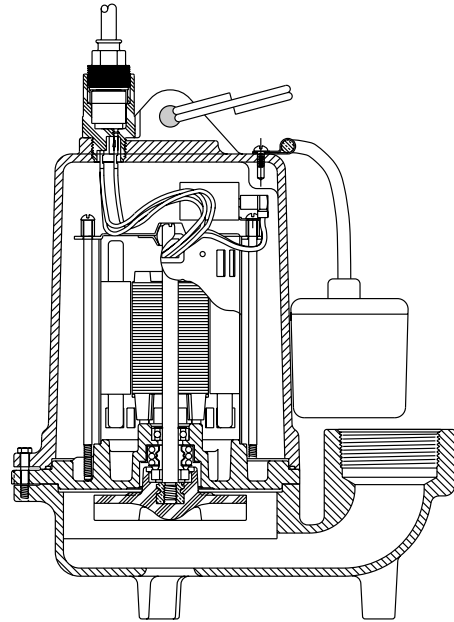
Catalog Number	HP	Max. Load Amps	Volts	Phase/Cycles	Cord Length	Mechanical Switch Type	Switch Setting	
							On	Off
ME40MC-11-CI	4/10	9.7	115	1/60	20'	Manual	—	—
ME40MC-11-CI-30	4/10	9.7	115	1/60	30'	Manual	—	—
ME40PC-11-CI	4/10	9.7	115	1/60	20'	Tethered	16.5"	7.5"

# MYERS® ME40-CI Series Cast Iron Submersible Effluent Pumps

## DIMENSIONS

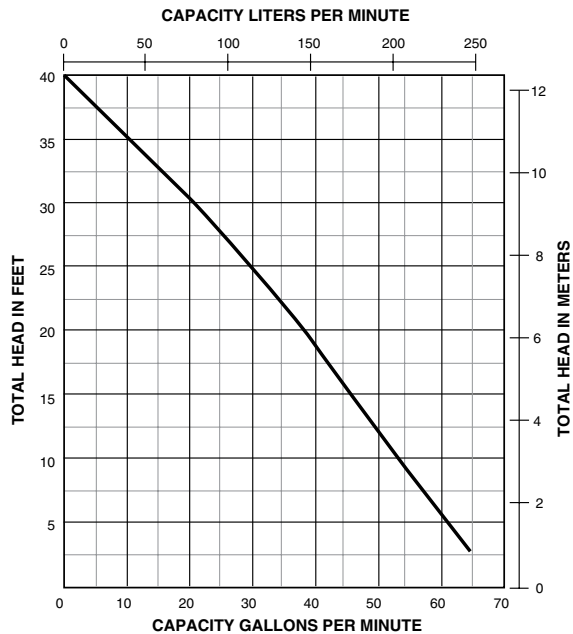


## SECTIONAL VIEW



Dimensions (in inches) are for estimating purposes only.

## PUMP PERFORMANCE



USA 293 WRIGHT STREET, DELAVAN, WI 53115 WWW.FEMEYERS.COM PH: 888-987-8677 ORDERS FAX: 800-426-9446  
 CANADA 269 TRILLIUM DRIVE, KITCHENER, ONTARIO, CANADA N2G 4W5 PH: 519-748-5470 ORDERS FAX: 888-606-5484  
 Because we are continuously improving our products and services, Pentair reserves the right to change specifications without prior notice.